

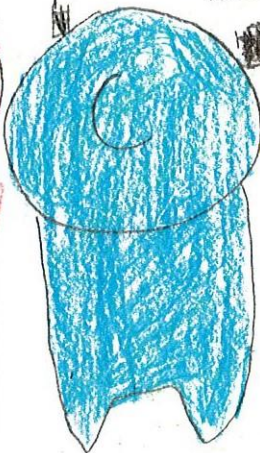



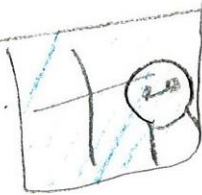
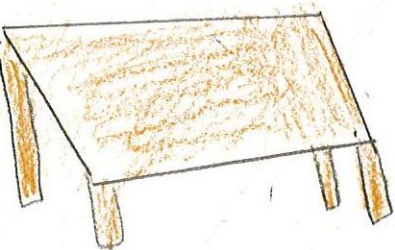
找到了!




對啱!
要先做出飽和
食鹽水並加著



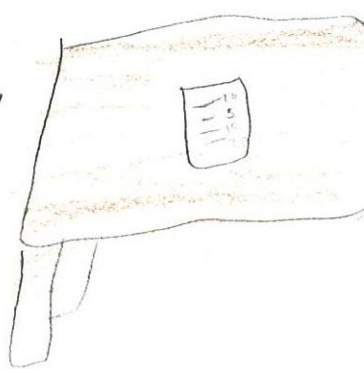
原來很需要耐
心。




快做如拉!



過一週還要挑
大顆的培養



的...的...



有蓋的杯子和...

飽和的食鹽水!



搖搖晃晃

碰!



啞?



對!



倒不起

輕輕

對了,還有...

碎碎念



好了!


開始吧!




進行中

等著用濾
紙過濾
雜質


先取100毫升的蒸餾水
加入食鹽到再也無
法溶解



最後靜置
一段時間




一段時間後

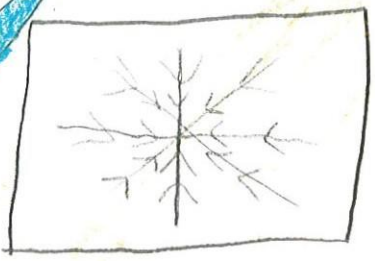


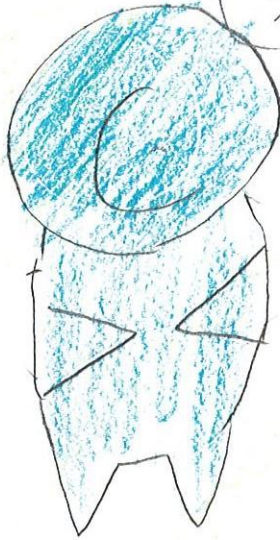
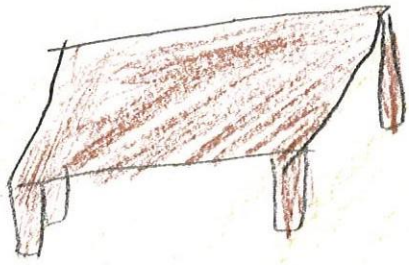
裡面有一顆
好大吧!

挑出來當晶種



單顆結晶越
起大了吧!
中間還有一些
紋好漂亮!



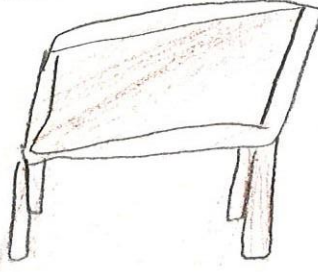


因此
我們的結論
是...


只要按時
並挑選晶種
耐心等候就可
培養出大顆的



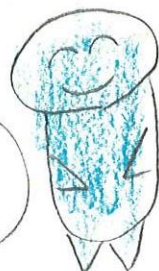
那我們去
教室馬扁他們
這是金鑽石



你不要那麼
幼稚!



謝謝大家



敬請支持